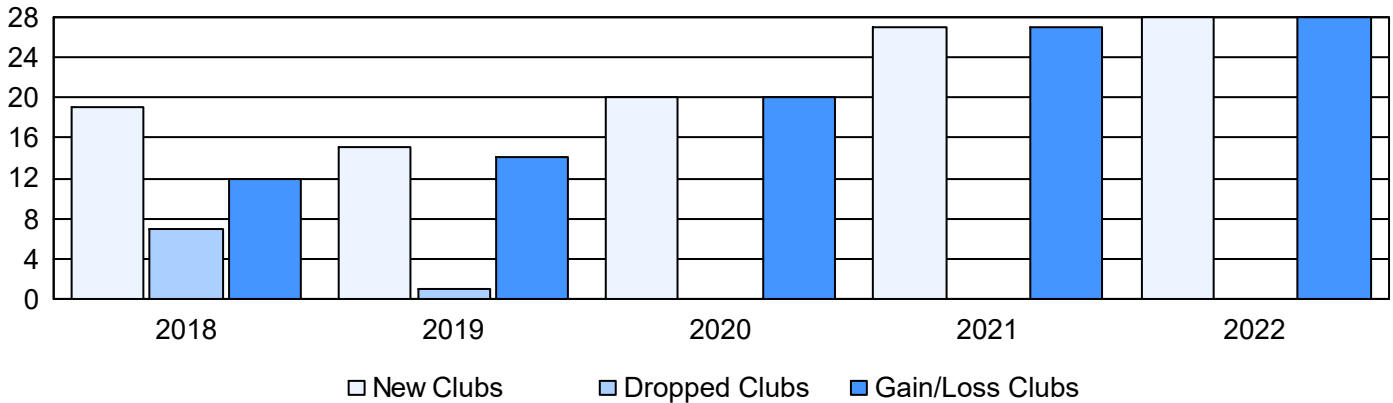


Multiple District E

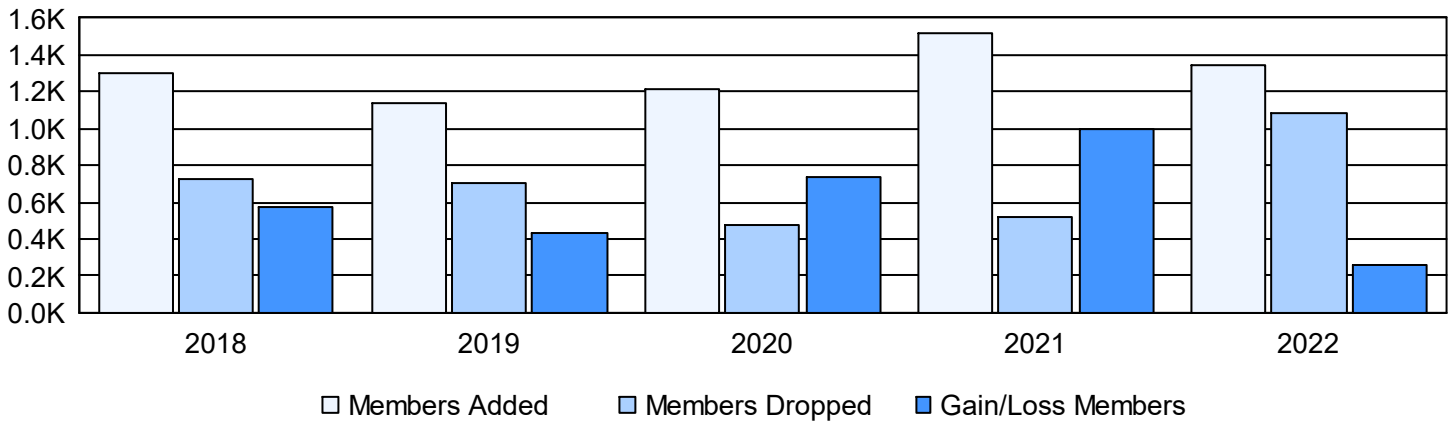
As of June 2022 Cumulative

| Year | New Clubs | Dropped Clubs | Gain/ Loss Clubs | New Members | Charter Members | Reinstate Members | Transfer Members | Total Member Added | Total Members Dropped | Gain/ Loss Members |
|----------------|-----------|---------------|------------------|-------------|-----------------|-------------------|------------------|--------------------|-----------------------|--------------------|
| 2017-2018 | 19 | 7 | 12 | 722 | 543 | 18 | 19 | 1,302 | 727 | 575 |
| 2018-2019 | 15 | 1 | 14 | 701 | 413 | 7 | 20 | 1,141 | 704 | 437 |
| 2019-2020 | 20 | 0 | 20 | 707 | 463 | 8 | 33 | 1,211 | 477 | 734 |
| 2020-2021 | 27 | 0 | 27 | 786 | 679 | 29 | 23 | 1,517 | 520 | 997 |
| 2021-2022 | 28 | 0 | 28 | 606 | 715 | 10 | 16 | 1,347 | 1,089 | 258 |
| Average | 22 | 2 | 20 | 704 | 563 | 14 | 22 | 1,304 | 703 | 600 |

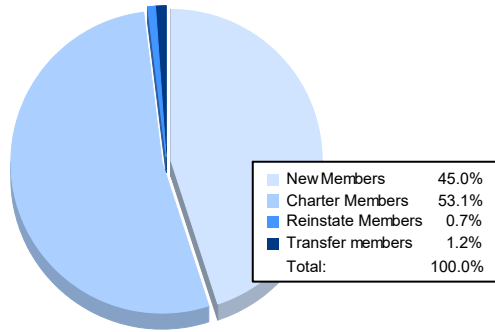
Clubs



Members



Membership Composition June 2022 Cumulative



Gender Composition June 2022 Cumulative

